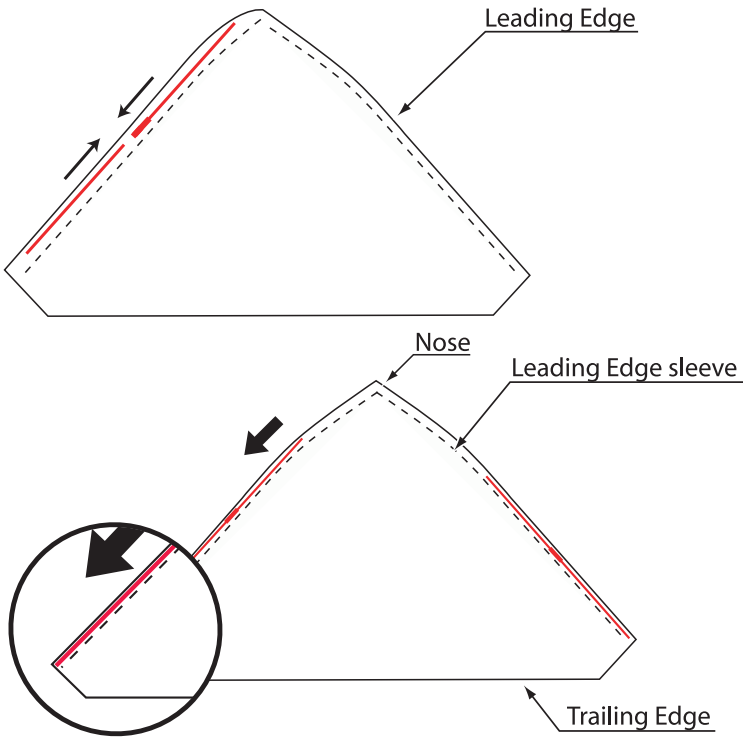


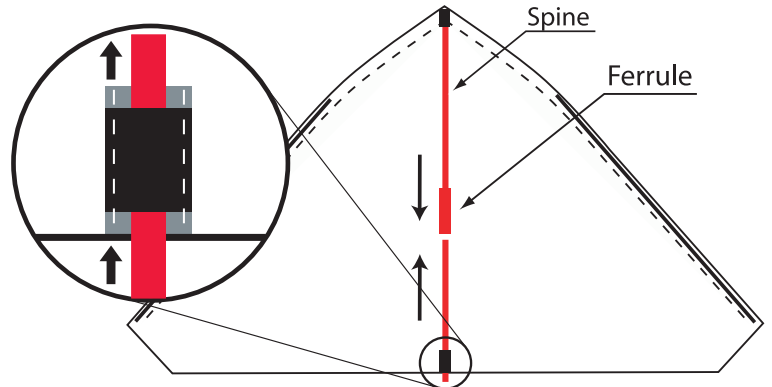
# Vertigo Delta Kite



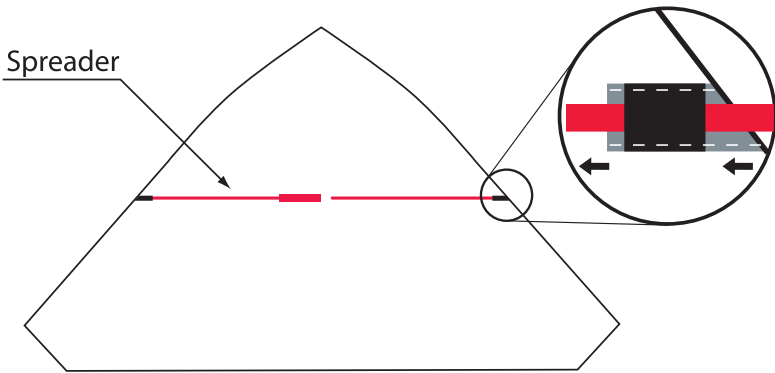
1. Slide the two Leading Edge Spars together, inserting the lower spar into the ferrule attached to the upper spar. Then slide the Leading Edge Spar down the sleeve away from the Nose, to the bottom of the wing (trailing edge).



2. Open the velcro on the bottom center of the kite. Slide the two Spine spars together by inserting the spar with the ferrule attached, into the pocket at the top of the nose. Then insert the short lower spar under the opening of the velcro grip as shown and then up to the ferrule attached to the upper spar. Close the velcro to secure the spine in place.



3. Open velcro on both sides of the kite. Insert both Spreaders under opening of the velcro grip as shown before connecting them in the center. After inserting the spar into the ferrule completing the spreader, close the velcro to secure the spreader in place.



4. Attach Flying Line to the Bridle Loop .

