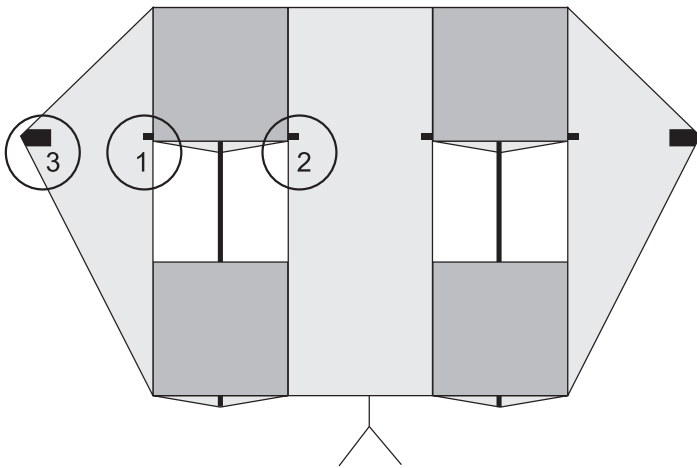
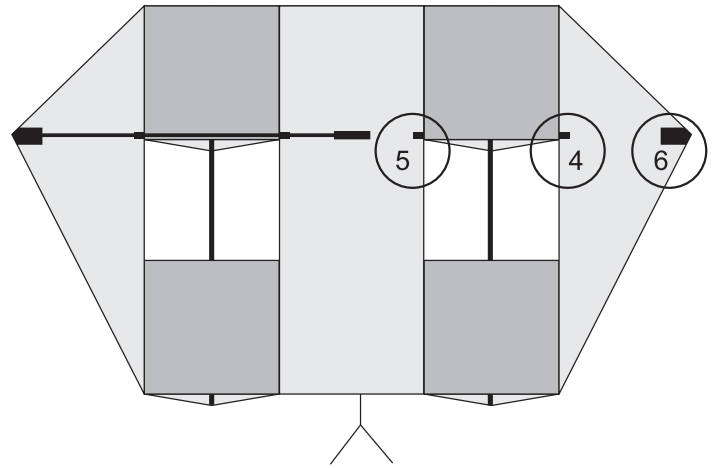


Double French Military Kite

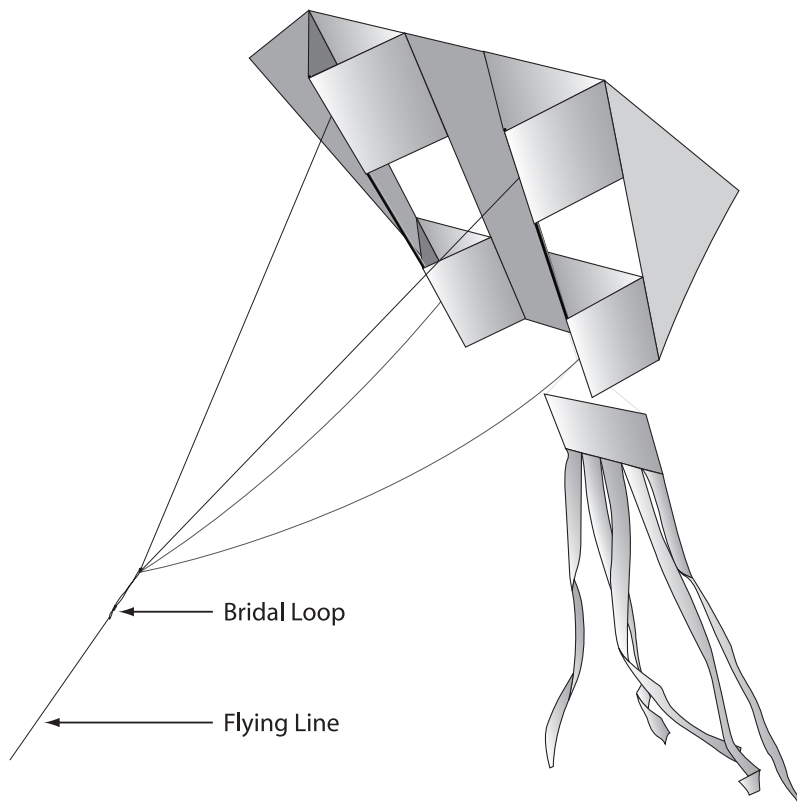
Ferrule



1. Insert the **Spreader** with the ferrule into the tab in the diagram above labeled, 1, inserting ferrule end first, towards the **CENTER** of the kite and **NOT** towards the wingtip. Then into the tab labeled, 2. Now insert the end cap side of the same spreader into the pocket located on the wingtip, labeled 3.



2. Insert the **Spreader** without the ferrule into the tab in the diagram above labeled, 4, towards the **CENTER** of the kite and **NOT** towards the wingtip. Next insert it into the tab labeled, 5, and then into the ferrule. Last, insert the end cap side of the same spreader into the pocket located on the wingtip, labeled 6.



3. Attach **Flying Line** to the **Bridle Loop**.